Placement Statistics 2023

IIT Butibori

Its All About Placement….

IIT B

ITS ALL ABOUT PLACEMENT

IN NUTSHELL

- Visited by 134 MNCs this year
- Remarkable job offers to all four branches
- Hub to industry ready individuals
- Accommodative culture
- Highest offer made 1.28 Cr.
- 420+ students placed within 10 days
- Good recruiter feedback

Introduction:

• Welcome to the annual Placement Report, a testament to our commitment to nurturing talent and bridging the gap between academia and industry.

Key Achievements:

• In the past academic year, we achieved remarkable milestones, with a record number of students securing coveted job offers in prestigious organizations.

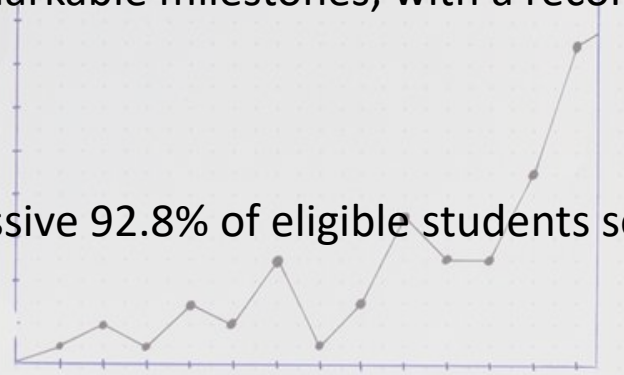

Placement Statistics:

• Our placement season witnessed an impressive 92.8% of eligible students securing job offers, a testament to the quality of education and training provided.

Top Recruiting Companies:

• Prominent industry leaders FAANG has extended job offers to our students, underscoring our strong industry connections.

Salary Highlights:

• Our students received competitive salary packages, with the average CTC (Cost to Company) standing at 20.6 Lakh per annum.

OUR RECRUTERS

tcs
TATA CONSULTANCY SERVICES
Mindtree
Infosys
HCL
wipro
L&T Infotech
Tech Mahindra
InterviewBit

amazon
intuit
Microsoft
tcs
TATA
CONSULTANCY
SERVICES
IBM

INFOGRAPHICS

KEY METRIC	DETAILS
No of Registered Students	569
No of Students Participated	534
No of Companies Participated	127
Jobs Offered	595
Jobs Accepted	519
International Job offers	13
Highest Domestic salary	68 lpa

Branch	Total Students	Participated in Placements	Placed
AIML	114	110	107
CSE	220	215	208
ECE	145	140	135
IOT	90	87	85

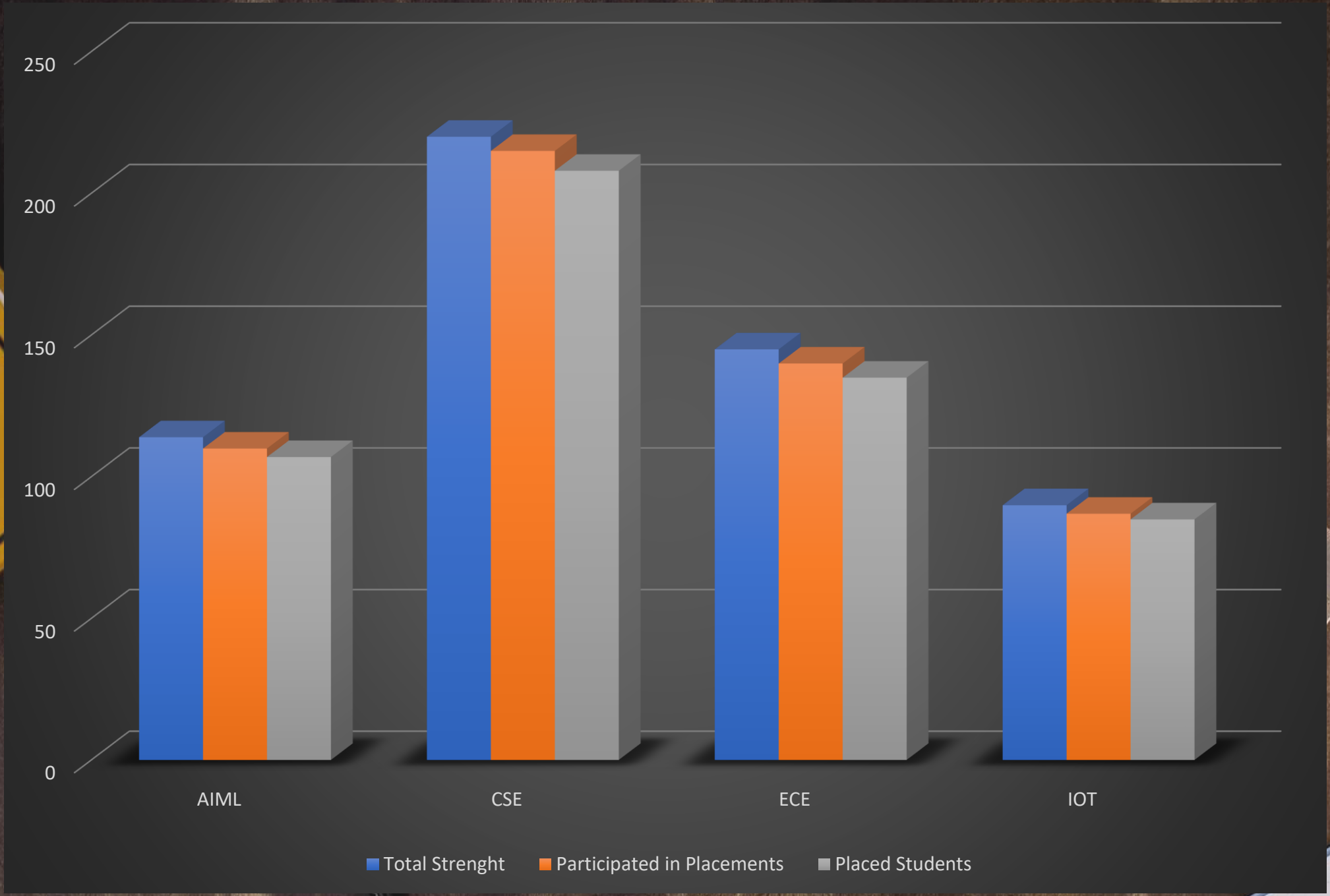
250
200
150
100
50
0
AIML
CSE
ECE
IOT
Total Strenght
Participated in Placements
Placed Students

Sector wise recruitment

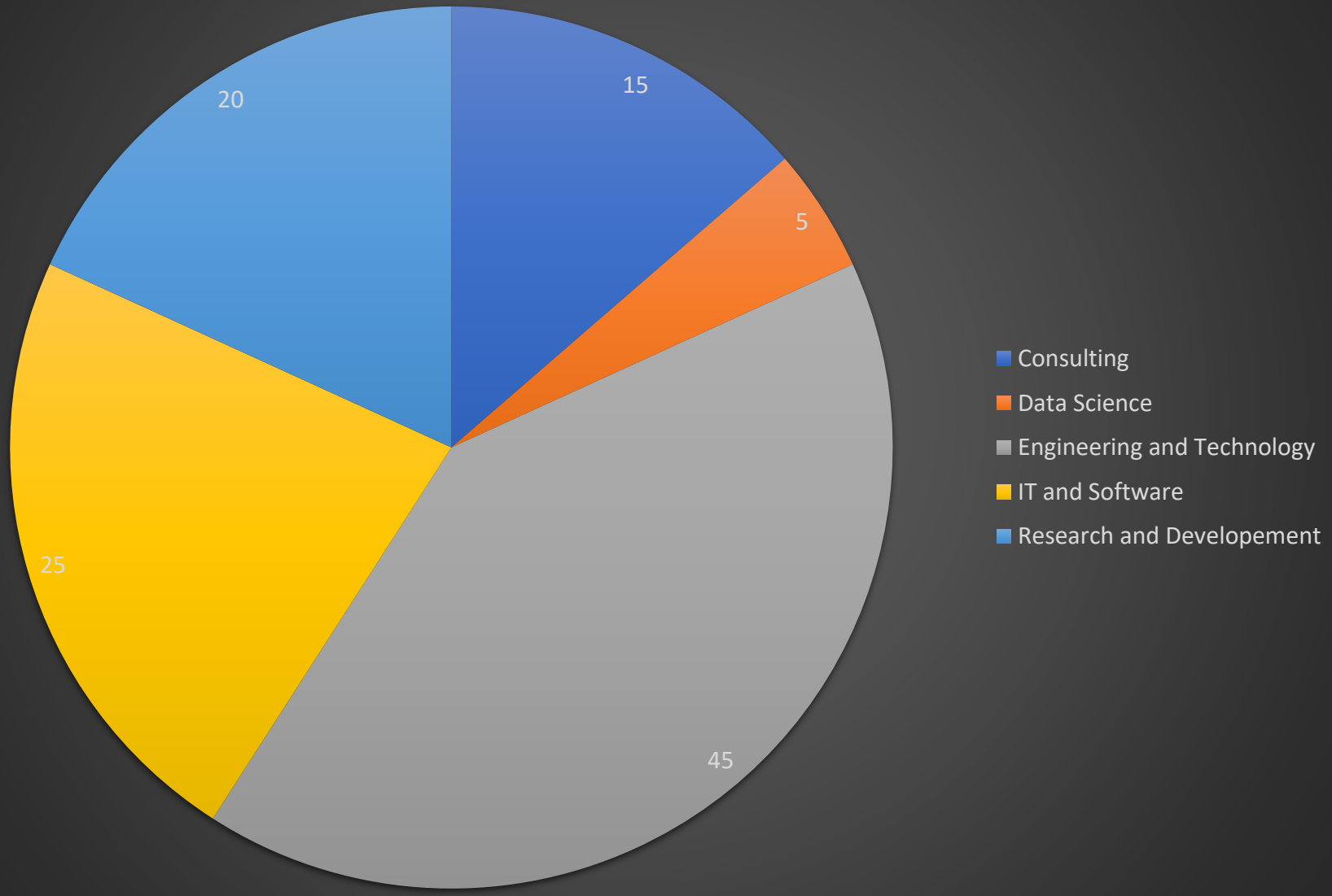

Range of Gross Salary	No of offers	No of companies
Above 40 LPA	6	4
Between 30 to 40 LPA	14	8
Between 25 to 30 LPA	18	14
Between 20 to 25 LPA	6	5
Between 15 to 20 LPA	24	18
Between 10 to 15 LPA	38	24
Below 10 LPA	26	11

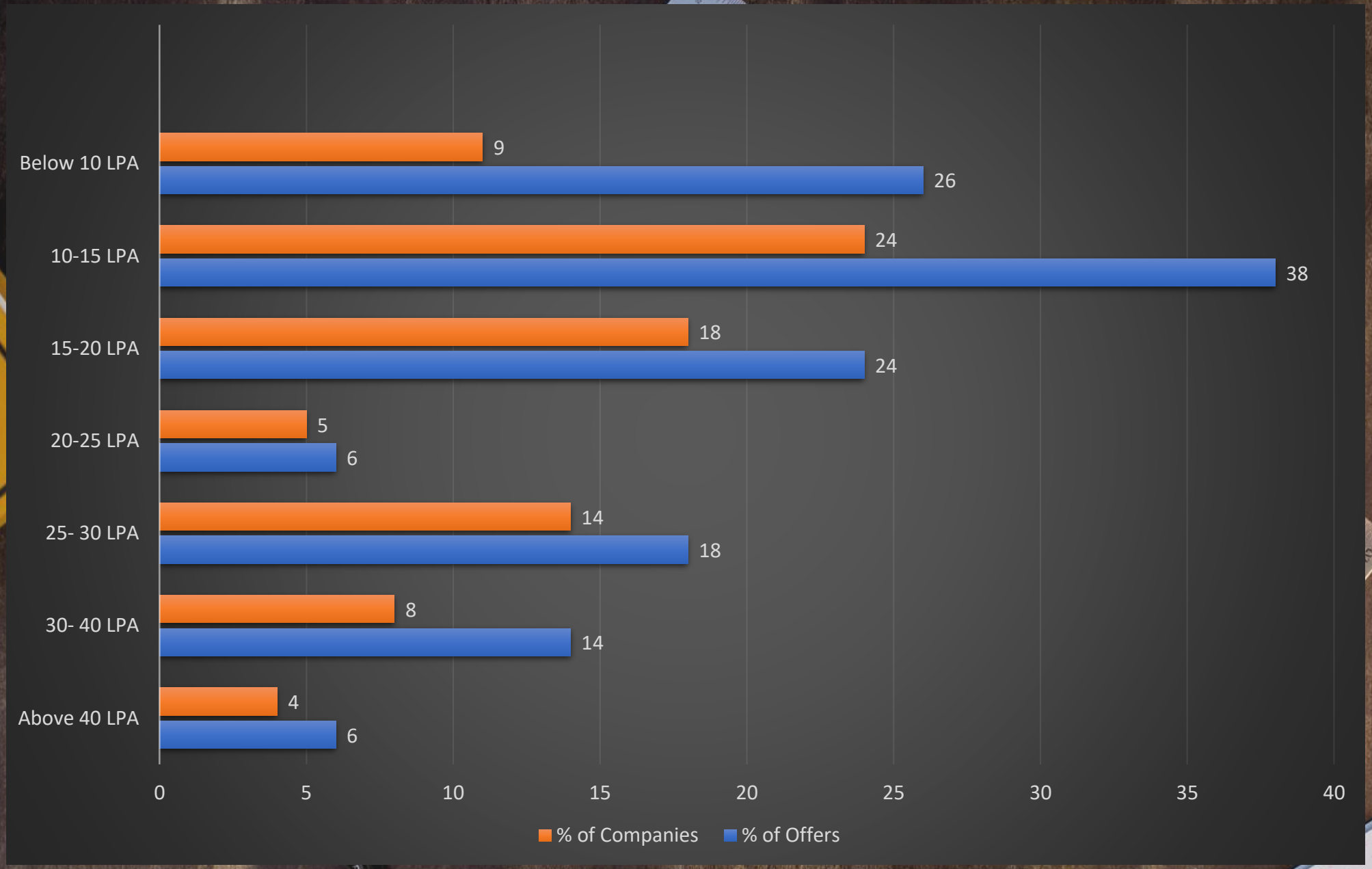
Below 10 LPA
9
26
10-15 LPA
24
38
15-20 LPA
18
24
20-25 LPA
5
6
25- 30 LPA
14
18
30- 40 LPA
8
14
Above 40 LPA
4
6
0
5
10
15
20
25
30
35
40
% of Companies
% of Offers

OVERALL

Highest Package(Domestic): 68 LPA

Highest Package(International): 1.28 Cr.

Average Package: 21.6 LPA

Median: 20 LPA